



**DOORCO**  
COMPOSITE DOORS

EDITION 4



## Welcome to the DOORCO Composite Door

We are the manufacturer of the DOORCO composite door, which is designed exclusively for the UK market. The unique designs and construction have made it a door product of choice within the retail, new build and replacement housing construction sectors.

DOORCO UK is in a unique position thanks to our state-of-the-art automated production facility in South Korea, with which we work in close partnership. The DOORCO door offers a high level of security, with increased resistance to forced entry, and reinforced GRP skins as standard. It has passed the rigours of PAS 24 in line with Approved Document Q.

With DOORCO, the emphasis is firmly on choice with regards supply to our customers. Our UK distribution centre provides next day delivery on door blanks from stock. Our manufacturing facility offers a comprehensive range of designs, glazed or unglazed, and despatched from 3 days. This includes cassette and glass supply as well as bespoke paint options from our in-house paint lines.



Door Colour: Bright Pink  
Decorative Glass: Straight Imposition Pink



Door Colour: Pale Pink



Door Colour: Dusky Pink  
Decorative Glass: Straight Imposition Pink



Door Colour: Bright Pink  
Decorative Glass: Soul Pink



# Pretty in Pink!



Introducing a brand-new and exclusive Pink Door Range in support of We Mind & Kelly Matters, which aims to raise awareness of mental health and try to prevent suicide.

Door Colour: Dusky Pink  
Decorative Glass: Bold Pink



Door Colour: Pale Pink  
Decorative Glass: Spirit Pink



In usual DOORCO fashion, we didn't stop at one pink door! We've created an exclusive collection with 3 new shades of pink and brand new exclusive glass options, some designed by Jeyda, and all produced for us by Regalead. The designs are completed with the stunning Rose Gold Sweet hardware from Brisant.

20% from all pink door blank sales will go to supporting the charity on awareness of better mental health. [www.wemindandkellymatters.co.uk](http://www.wemindandkellymatters.co.uk)

**DOORCO**  
COMPOSITE DOORS

supported by  Regalead  Sweet




Door Style: **Gleneagles**  
Door Colour: **Caribbean Blue**  
Decorative Glass: **Louisiana**






### Composite Construction and GRP Skins

Our industry leading composite door slab has a reinforced GRP skin, manufactured in either a woodgrain finish to replicate timber, or smooth/etched finish to replicate aluminium. The composite door is all about providing kerb appeal, with minimal maintenance requirements. The construction of our door surpasses other alternatives, incorporating an LVL (Laminated Veneer Lumber) subframe to provide the strength and rigidity required for modern homes. The door protects the home from the elements, but will have minimal thermal expansion and contraction rates under extreme temperature variations which is perfectly normal. The PU foam core meanwhile reduces heat loss, providing a high level of thermal performance.



### Choice of Glazing Cassettes

As door designs become more diverse, customers need a range of glazing cassette to suit any door in their home. DOORCO supplies the leading TriSYS® 3-Part glazing system from ODL Europe as standard. As an alternative, the high-end Inox cassettes are also popular and provide a stainless steel finish.



### Glazing Service

Our in-house specialist team offers a bespoke service to pre-glaze doors using the TriSYS® or Inox cassette.

### Decorative Glass

DOORCO work with large suppliers of decorative components to the glass and door industry and offers the widest range of traditional and contemporary glass designs, so our customers have infinite options for their front door.





### Glass Colour Options

Certain glass designs lend themselves to colour co-ordination of the glass to complement or contrast your choice of door colour. These are indicated by the above symbol.



### Caming Colour Options

Tranquility decorative glass is available in either Zinc or Brass coming to complement your door furniture and is indicated by the above symbol.



### Prepping

DOORCO offers a full prepping service finished to stringent quality standards. We will prep for any lock and hinge combination available to the market, giving our customer ultimate choice.

### Bespoke Accessories


Painted matched drip bars, additional AV2 Heritage locks, spare paint pots, colour swatches or individual cassettes are all available to order.

# Thermal Performance

Composite doors are much more thermally efficient than either timber or PVC, and our doors are manufactured to the highest quality standards, making them more thermally efficient by design.

The warm foam core allows the door to have a significantly better 'U' value than any other option on the market and our entire range meets with the requirements of the current Building Regulations.

There are various upgrades to the glass options which increase the thermal performance of the door to find the U-Value of your individual door set please visit the Buildcheck calculator which contains the current DOORCO door range.





## Performance

Our door offers a truly appealing finish for the entrance of any home, with a high definition smooth or grained GRP outer skin which will look stunning for years to come. The door offers stability from the elements with its inner core of LVL encased with composite stiles and rails for protection against any water ingress. Our doors usually have a grained PVC edge to the hinge and lock side in either White, Chartwell Green, Anthracite Grey, stain or paint finish.

The inner core is manufactured from high density polyurethane foam, which offers exceptional thermal efficiency and will help to reduce energy bills in comparison with any other door on the market.



## Colours

With our high-performance paint technology and two state-of-the-art, in-house paint lines, we can offer any colour door which can even complement the colour options on frames. This provides a fantastic choice for the home. In most cases the doors come in white as standard on the internal side, however, for your own individual requirements we may be able to offer different or bespoke options, see our colour ranges on page 14 for more information.

## Security - Keeping You Safe

We take security very seriously so we invested some years ago in a new breed of composite door with significantly improved security features which stand up to current and future security standards, including PAS 24 in line with Approved Document Q for new build.



We recommend the use of multipoint locks as standard (locks should always be engaged so the door is not left just on the latch) and security hardware including TS007 high security cylinders and handle combinations and TS008 letterplates. On certain styles we would also recommend a multipoint slam shut lock with key entry plus security escutcheon, providing a traditional rim latch lock.

Note that slam shut locks should be used with caution as the operation of these may not suit certain individuals.

Glass units which comply with Approved Document Q must contain one pane of class P1A (EN356) glass, which must be 6.8mm, security laminated. This is available as an option on glass within our doors at a reasonable additional cost.

## Glass and Glazing - Making a Personal Statement

The visual impact of your door is enhanced by the choice of glass within. Depending on the style, the units will be either a double or triple glazed unit.

The TriSYS® glazing cassette system is re-glazeable and passes PAS 24:2016 security attack tests. For back door applications, you can even benefit from an integrated Venetian Blind, incorporating child-friendly, unobtrusive finger control and no loose cords.

# Customer Charter

One of DOORCO's main objectives is to innovate, not just our products but our service too. The Customer Charter is about outlining the service, quality and commitments customers can expect from DOORCO, with clear service indicators that are easily measurable. It's about boldly stating our purpose of being the most helpful composite door partner in the UK.

We are **100% committed** to providing excellent customer service



<p>★</p> <p><b>WE PROMISE...</b> <b>99% of our doors are in stock at any one time</b></p>	<p>★</p> <p><b>WE PROMISE...</b> <b>Doors are prepped and despatched from 3 days</b></p>	<p>★</p> <p><b>WE PROMISE...</b> <b>Next day delivery on all distribution orders made before 3pm</b></p>	<p>★</p> <p><b>WE PROMISE...</b> <b>Doors are painted and despatched from 5 Days*</b></p> <p><small>* Stains/RAL colours from 7 days</small></p>	<p>★</p> <p><b>WE PROMISE...</b> <b>Free weekly deliveries*</b></p> <p><small>*Subject to minimum requirements</small></p>
---	--	--	--	--

The five-point charter represents the culmination of views about what's important to our customers across Distribution and Prepped Door Supply. It's about having the stock available on quick lead times, delivered efficiently by friendly and open staff. Consistently achieving this will result in the ultimate customer satisfaction we strive for.

We've talked for a long time about what makes DOORCO different, but the charter underpins this message.

*Right from the word go, DOORCO impressed us with their 'open door' policy when it came to showing us what they could offer to support a customer of our scale.*

John Whalley, Managing Director, Nationwide Windows & Doors

*DOORCO is a brilliant supplier to work with. Deliveries are always as expected and if ever there is a problem, they'll tell you straightaway. They'll always do whatever they can to accommodate us with last minute orders.*

Clare Formby, Assistant Production Planner, Total Glass

*DOORCO go the extra mile for their customers.*

Keith Sadler, Managing Director, VISTA Panels





**DOORCOLOUR. YOUR CHOICE.**



# Marketing Support

---

We have invested heavily in digital and physical marketing material over the last twelve months which means that we have a comprehensive suite of materials for you to use. This includes:

- > High quality brochure, colour swatch books and individual swatches for your sales teams to use to illustrate colours of prepped door slabs.
- > We also have a bank of digital images should you need these to add to your online door ordering systems or bespoke brochures which makes switching to DOORCO quick and easy. Door blanks for showrooms have 50% discount applied, max showroom door numbers per month by prior agreement.
- > If feasible, we can assist in development of integrated links from fabricators systems to our online ordering system.
- > A full range of high quality corner samples or door blocks can be provided to support your sales force or for use in showrooms. These can also be glazed to complement showroom visuals.
- > A bespoke colour swatch wall can be created using uniform door blocks and prepared in your individual selection of colours.





## Design and View Your Perfect Door...

With such a wide selection of styles, colours, hardware and glazing options available for your new door, it can sometimes be difficult to visualise what you need. Our door designer lets you see just that and even lets you upload a picture of your home to see exactly how your choices will look in reality.

### You're the Designer

Choose your style, then your colour, completely change the look with the various glazing options and then complete the look with your choice of hardware. Don't leave it to guesswork, we can show you exactly how your choices will look in your home with our online designer. We'll take you through the choices, upload a picture of your home and superimpose the door you have designed to ensure your choice complements it perfectly.

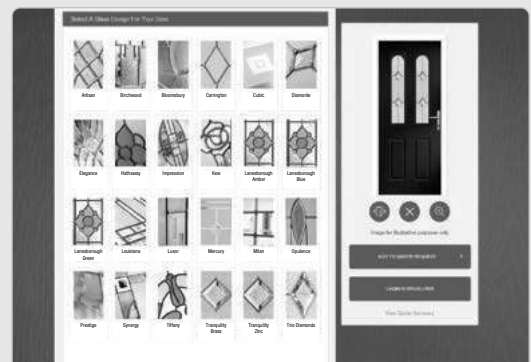
There are so many combinations that it's often difficult to know which ones are right for you until you see it in place. Make sure you make the right choices by designing your ideal door on our door designer.



Choose your Door Style



Choose your Door Colour



Choose your Glazing

# Traditional Doors

The range of traditional doors are designed to replicate the most popular timber doors and come with highly defined mouldings and realistic wood-grain embossing on the surface. Whether used in a Victorian home, a modern townhouse or a farmhouse cottage, these doors always add to the appearance of the entrance.

These doors are transformed by the choice of decorative glass and colours, with 59 door colours available and a huge range of glass options, from the simple diamonds of Prestige, through to the stunning multi-faced bevelling and black chrome caming of Impressions, these doors can make a real statement.

## Grained Traditional Doors



**Carnoustie**  
Page 16



**Birkdale**  
Page 16



**Penina**  
Page 16



**St Andrews**  
Page 20



**St Andrews Solid**  
Page 20



**Riviera**  
Page 22



**Portrush**  
Page 22



**Sunburst**  
Page 22



**Troon**  
Page 24



**Muirfield**  
Page 24



**Muirfield Solid**  
Page 24



**Turnberry**  
Page 26



**Turnberry Grid**  
Page 26



**Lytham**  
Page 28



**Lytham Grid**  
Page 28



**Gleneagles**  
Page 30



**Belfry**  
Page 32



**Belfry 3**  
Page 32



**Pevero**  
Page 32




**Sunningdale**  
Page 34




**Farmhouse**  
Page 34



**Merion**  
Page 36



**Medinah**  
Page 67



**Sidepanels**  
Page 68



# Contemporary Doors

A selection of modern styles are available using our non-moulded, woodgrain door blank or smooth/etched LINKS blank which perfectly replicates aluminium. With a wide selection of glass options, our contemporary doors are glazed using the TriSYS® cassette system as standard. For a more modern European look, choose our Urban or Inox doors using either the Urban aluminium cassette or the stunning Inox™ stainless steel frames. Many doors have multiple options to have cassettes placed in different positions, either left, right or centred, and are highlighted throughout the brochure.

## Grained Contemporary Doors



**Monza II Solid**  
Page 40

**Monza II Augusta Long**  
Page 40

**Monza II Augusta**  
Page 42

**Monza II Square**  
Page 44




**Seminole**  
Page 46

**Oakmont**  
Page 48

**Copenhagen**  
Page 48

**Chantilly**  
Page 50



**Vilamoura**  
Page 51

**Augusta**  
Page 52

**Augusta Long**  
Page 53

## Links Contemporary Doors



**Urban Seminole**  
Page 54

**Urban Oakmont**  
Page 56

**Urban Copenhagen**  
Page 56



**Urban Vilamoura**  
Page 57

**Urban Augusta**  
Page 58

**Urban Augusta Long**  
Page 59



**Inox Barcelona**  
Page 61

**Inox Nice**  
Page 62

**Inox Lyon**  
Page 63



**Inox Munich**  
Page 64

**Inox Monaco**  
Page 65


**Inox Paris/Biarritz**  
Page 66

# Door Colour Options

---


## Standard Colours

A range of 9 external colours with a white interior as standard. Coloured both sides is a cost option.







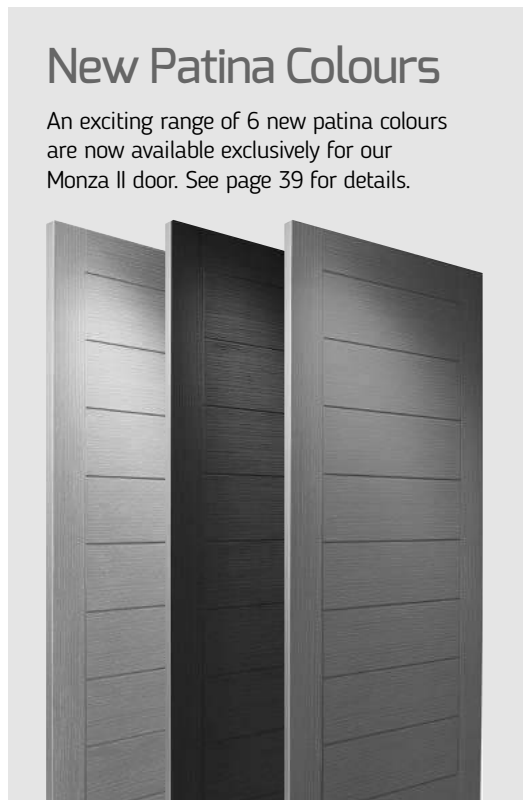
## Premium Colours

Our range of 37 premium colours are created using state-of-the-art coating technologies as used in the yacht industry. The paint has been prepared to the recommended gloss level which range from a Semi-Matt, Satin or Semi-Gloss sheen dependent upon colour.



# RAL Colours

Any RAL colour is available from DOORCO as a special order. Here are a small selection of the most requested colours as an example:



Door colours shown in this brochure should be used for guidance only. We have made every effort to match the colour and stain you see in the brochure so it's as close as possible to our paint when applied to the doors. Due to the nature of the product it is applied to, there is sometimes a difference between them which we cannot avoid. The colour, intensity and sheen level may differ from the paper print version and we do not accept any liability for this for whatever reason. To ensure that you are getting the right colour on your door, ask for your DOORCO colour swatch today.

# Carnoustie

including Birkdale and Penina options

Grained Traditional Doors

Our most popular composite door option which is now available in a choice of three glazing styles.



Carnoustie



Birkdale Option



Penina Option





Door Colour: **State**  
Decorative Glass: **Birchwood**



Door Colour: **Cotswold**  
Decorative Glass: **Kew**



Door Colour: **Chartwell Green**  
Decorative Glass: **Milan**



Door Colour: **Twilight**  
Decorative Glass: **Hathaway**



Door Colour: **Anthracite Grey**  
Decorative Glass: **Cubic**



Door Colour: **Stormy Seas**  
Decorative Glass: **Louisiana**



Door Colour: Marsala  
Decorative Glass: Diamonte



Door Colour: Very Berry  
Decorative Glass: Opulence



Door Colour: California  
Decorative Glass: Prestige



Door Colour: Irish Oak  
Decorative Glass: Artisan



Door Colour: Caribbean Blue  
Decorative Glass: Trio Diamond



Shown with Birkdale glazing option

Door Colour: Cream White  
Decorative Glass: Bloomsbury



Door Colour: **Twilight**  
Decorative Glass: **Synergy**



Door Colour: **Chartwell Green**  
Decorative Glass: **Tranquility Zinc**



Door Colour: **Agate Grey**  
Decorative Glass: **Vector (Black Only)**



Door Colour: **Clay**  
Decorative Glass: **Mercury**



Shown with Penina glazing option

Door Colour: **Diablo**  
Decorative Glass: **Carrington**



Door Colour: **Putty**  
Decorative Glass: **Luxor**



# St Andrews

Grained Traditional Doors

Reminiscent of the door styles of the 1930's, the St Andrews door is available as a solid door option as well as a glazed version.



St Andrews



Solid Option





Door Colour: **Mushroom**  
Decorative Glass: **Opulence**



Door Colour: **Wedgewood**  
Decorative Glass: **Panama**



Door Colour: **Twilight**  
Decorative Glass: **Kew**



Door Colour: **Clay**  
Decorative Glass: **Hathaway**



Door Colour: **Shadow**  
Decorative Glass: **Tiffany**



Door Colour: **Victory Blue**  
Decorative Glass: **Tranquility Zinc**



# Riviera including Portrush option

## Grained Traditional Doors

A traditional favourite with just a hint of modern, the Riviera is also available in Portrush and Sunburst options as shown below.



Door Colour: Green | Decorative Glass: Hathaway




Riviera



Portrush Option



Sunburst Option



Door Colour: **Nimbus**  
Decorative Glass: **Prestige**



Door Colour: **Clotted Cream**  
Decorative Glass: **Lanesborough Green**



Door Colour: **French Blue**  
Decorative Glass: **Elegance**



Door Colour: **Mulberry**  
Decorative Glass: **Opulence**



**DOORCO**

Trending  
Colours



Black



Cream White



Cotswold



Diablo



Twilight

Door Colour: **Slate**  
Decorative Glass: **Milan**



Door Colour: **Victory Blue**  
Decorative Glass: **Diamonte**



Door Colour: **Chartwell Green**  
Decorative Glass: **Trio Diamond**



Portrush  
Option Door Colour: **Rosewood**  
Decorative Glass: **Tranquility Brass**



# Troon including Muirfield option

## Grained Traditional Doors

The traditional six-panel door can be enhanced with either two or four small glazing details.



Troon



Muirfield Option



Solid Option



Door Colour: Shadow  
Decorative Glass: Prestige



Door Colour: Cotswold  
Decorative Glass: Hathaway



Door Colour: Bolero  
Decorative Glass: Bloomsbury




Door Colour: Anthracite Grey  
Decorative Glass: Vogue



**DOORCO**

Trending  
Colours



Slate



Red



Rosewood



Agate Grey



Moonshine

Door Colour: Stormy Seas  
Decorative Glass: Opulence



Door Colour: Putty  
Decorative Glass: Trio Diamond



Door Colour: Bahia Blue  
Decorative Glass: Milan



Muirfield  
Option

Door Colour: Chartwell Green  
Decorative Glass: Cubic





# Turnberry

Grained Traditional Doors


The large glazed area of the Turnberry can also be enhanced with the GridLite option.



Turnberry



GridLite Option



Door Colour: **Slate**  
Decorative Glass: **Synergy**




Door Colour: **Very Berry**  
Decorative Glass: **Birchwood**



Door Colour: **Sage**  
Decorative Glass: **Renaissance Black**



Door Colour: **Red**  
Decorative Glass: **Elegance**



Shown with **GridLite** glazing option

Door Colour: **Azure**  
Decorative Glass: **Optimal**



Door Colour: **Cream White**  
Decorative Glass: **Impression**



Door Colour: **Emerald**  
Decorative Glass: **Tranquility Zinc**



# Lytham

Grained Traditional Doors

With its large glazed area, the Lytham lets light flood through. Also available with GridLite and our unique integral blind option.




Door Colour: Black | Decorative Glass: Louisiana



Lytham



GridLite Option



Door Colour: Golden Oak  
Decorative Glass: Bloomsbury



Door Colour: Green  
Decorative Glass: Tranquility Zinc



Door Colour: Citrine  
Decorative Glass: Artemis



Door Colour: Olive Grove  
Decorative Glass: Athena



**DOORCO**


Trending  
Colours



Anthracite Grey



Chartwell Green



Slate



Cotswold



Irish Oak

Door Colour: Moonshine  
Decorative Glass: Opulence



Door Colour: Mushroom  
Decorative Glass: Birchwood



Door Colour: Sandstone  
Decorative Glass: Trio Diamond



GridLite  
Option Door Colour: Clay  
Decorative Glass: Optimal



# Gleneagles

Grained Traditional Doors

With its American style, the Gleneagles is proving to be as popular here in the UK.



Door Colour: Slate | Decorative Glass: Lotus






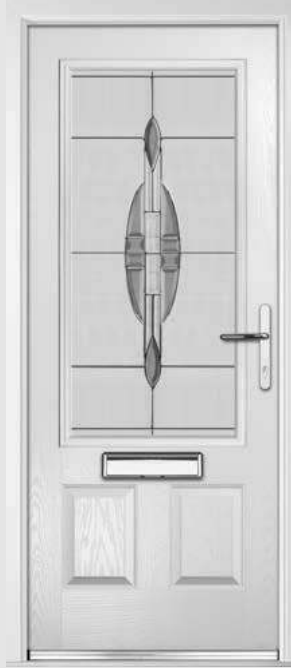
Door Colour: **Agate Grey**  
Decorative Glass: **Cascade**



Door Colour: **Diablo**  
Decorative Glass: **Kew**



Door Colour: **Cream White**  
Decorative Glass: **Opulence**



Door Colour: **Black**  
Decorative Glass: **Louisiana**



**DOORCO**

Trending  
Colours



Golden Oak



Shadow



Stormy Seas



Victory Blue



Wedgewood

Door Colour: **Nimbus**  
Decorative Glass: **Graphite**



Door Colour: **Clotted Cream**  
Decorative Glass: **Indulgence**



Door Colour: **Twilight**  
Decorative Glass: **Trinity**



Door Colour: **Silver Grey**  
Decorative Glass: **Synergy**





# Belfry/Pevero

Grained Traditional Doors



Door Colour: Chartwell Green | Decorative Glass: Cubic

The Belfry has a unique 'offset etched' detailing and comes in multiple glazing styles.





Belfry



Belfry 3



Pevero



Door Colour: Golden Oak  
Decorative Glass: Artemis



Door Colour: Slate  
Decorative Glass: Grange



Door Colour: Clotted Cream  
Decorative Glass: Cubic



Door Colour: Sage  
Decorative Glass: Lanesborough



Shown with Belfry 3 option

Door Colour: Wedgewood  
Decorative Glass: Louisiana



Shown with Pevero option

Door Colour: Clay  
Decorative Glass: Graphite



# Sunningdale

Grained Traditional Doors

The Sunningdale is available with a wide range of glass designs




Door Colour: Slate | Decorative Glass: Graphite



Sunningdale



Farmhouse Cottage



Door Colour: **Slate**  
Decorative Glass: **Opulence**



Door Colour: **Moonshine**  
Decorative Glass: **Louisiana**



Door Colour: **Clotted Cream**  
Decorative Glass: **Milan**




Door Colour: **Stormy Seas**  
Decorative Glass: **Cascade**



**DOORCO**

Trending  
Colours



Chartwell Green



Agate Grey



Clay



Cotswold



Twilight

Door Colour: **Victory Blue**  
Decorative Glass: **Birchwood**



Door Colour: **Irish Oak**  
Decorative Glass: **Prestige**



Door Colour: **Mushroom**  
Decorative Glass: **Bloomsbury**



Door Colour: **Mulberry**  
Decorative Glass: **Trio Diamond**



# Merion

Grained Traditional Doors

The Merion is available with a complementary glass range designed specifically for this door style



Door Colour: **Black** | Decorative Glass: **Georgian Bar**



Georgian Bar available in **Black, Anthracite Grey or White**





Door Colour: White  
Decorative Glass: Clear



Door Colour: Chartwell Green  
Decorative Glass: Artemis



Door Colour: Silver Grey  
Decorative Glass: Cotswold



Door Colour: Putty  
Decorative Glass: Stippolyte



Door Colour: Anthracite Grey  
Decorative Glass: Louisiana



Door Colour: Very Berry  
Decorative Glass: Satin





# Monza II Contemporary Doors

With its contemporary linear etched detailing, the Monza II is a stunning door available with contemporary glazing detail or as a solid door.

Door colours shown in this brochure should be used for guidance only. We have made every effort to match the colour and stain you see in the brochure so it's as close as possible to our paint when applied to the doors. Due to the nature of the product it is applied to, there is sometimes a difference between them which we cannot avoid. The colour, intensity and sheen level may differ from the paper print version and we do not accept any liability for this for whatever reason. To ensure that you are getting the right colour on your door, ask for your DOORCO colour swatch today.



Mocha Woodgrain



Stone Grey Woodgrain



Forest Grey Woodgrain



Alaskan Birch Woodgrain

# New Range of Patina Colours

The Monza II door range is now available in 6 unique patina stained handcrafted finishes, each base colour has a carefully selected complementary patina stain designed specifically to enhance the Monza's contemporary slab detailing.

| Alaskan Birch Woodgrain



| Stone Grey Woodgrain



| Mocha Woodgrain



| Anthracite Woodgrain



| Forest Grey Woodgrain



| Slate Grey Woodgrain




Door Colour: Stone Grey Woodgrain

# Monza II Augusta Long

Grained Contemporary Doors


With its contemporary linear etched detailing, the Monza II is a stunning door available with contemporary glazing detail or as a solid door.



Monza II Augusta Long



Solid Option



**Left Option** Door Colour: **French Blue**  
Decorative Glass: **Graphite**



**Right Option** Door Colour: **Mulberry**  
Decorative Glass: **Birchwood**



**Left Option** Door Colour: **Golden Oak**  
Decorative Glass: **Louisiana**



**Right Option** Door Colour: **Anthracite Grey**  
Decorative Glass: **Trinity**



**DOORCO**

Trending Colours



Irish Oak



Rosewood



Azure



Shadow



Sandstone

**Left Option** Door Colour: **Clay**  
Decorative Glass: **Cubic**



**Right Option** Door Colour: **Silver Grey**  
Decorative Glass: **Lotus**



**Centre Option** Door Colour: **Victory Blue**  
Decorative Glass: **Lucidity**



**Centre Option** Door Colour: **Slate**  
Decorative Glass: **Deco**



# Monza II Augusta

Grained Contemporary Doors



Door Colour: Silver Grey | Decorative Glass: Quantum


With its contemporary linear etched detailing, the Monza II is a stunning door available with contemporary glazing detail or as a solid door.



Monza II Augusta



Solid Option





Left  
Option

Door Colour: Irish Oak  
Decorative Glass: Artemis



Right  
Option

Door Colour: Victory Blue  
Decorative Glass: Impression



Left  
Option

Door Colour: Shadow  
Decorative Glass: Luxor



Right  
Option

Door Colour: Wedgewood  
Decorative Glass: Satin



Centre  
Option

Door Colour: Alaskan Birch  
Decorative Glass: Lotus



Centre  
Option

Door Colour: Military Grey  
Decorative Glass: Graphite






# Monza II Square


Grained Contemporary Doors





With its contemporary linear etched detailing, the Monza II is a stunning door available with contemporary glazing detail or as a solid door.



Monza II Square 4



Monza II Square 3



Left  
Option

Door Colour: Clotted Cream  
Decorative Glass: Artemis



Centre  
Option

Door Colour: Twilight  
Decorative Glass: Mercury



Right  
Option

Door Colour: Nimbus  
Decorative Glass: Tranquility Zinc



Left  
Option

Door Colour: Agate Grey  
Decorative Glass: Louisiana



Centre  
Option

Door Colour: Sage  
Decorative Glass: Cubic



Right  
Option

Door Colour: Stone Grey  
Decorative Glass: Graphite



# Seminole

Grained Contemporary Doors

The Seminole is a very popular contemporary door design with an abundance of glazing options and positions.





Door Colour: Clay | Decorative Glass: Mercury



Seminole 4



Seminole 3



Door Colour: Golden Oak  
Decorative Glass: Prestige



Door Colour: Mulberry  
Decorative Glass: Vector (Black Only)



Door Colour: Chartwell Green  
Decorative Glass: Athena



Door Colour: Florida  
Decorative Glass: Cubic




**DOORCO**

Trending  
Colours



Black



Slate



Silver Grey



Mulberry



Cream White

Farmhouse  
Option Door Colour: Clotted Cream  
Decorative Glass: Luxor



Door Colour: Anthracite Grey  
Decorative Glass: Louisiana



Farmhouse  
Option Door Colour: Stormy Seas  
Decorative Glass: Milan



Door Colour: Sage  
Decorative Glass: Salisbury



# Oakmont/Copenhagen

Grained Contemporary Doors




Door Colour: Sage | Decorative Glass: Cubic

A stunning new design using colour matched cassettes for all colour options.





Oakmont



Copenhagen



Monza II Oakmont



Door Colour: Moonshine  
Decorative Glass: Stippolyte



Copenhagen Option  
Door Colour: Diablo  
Decorative Glass: Artemis



Copenhagen Option  
Door Colour: Nimbus  
Decorative Glass: Cotswold



Door Colour: Black  
Decorative Glass: Caspian



Door Colour: Mulberry  
Decorative Glass: Satin



Shown in Monza II Option

Door Colour: Silver Grey  
Decorative Glass: Vector (Black Only)






# Chantilly

Grained Contemporary Doors

The facing curves of the glazing detail make a truly modern statement in the Chantilly door.



Door Colour: Black | Decorative Glass: Cascade



Door Colour: Agate Grey  
Decorative Glass: Prestige



Door Colour: Twilight  
Decorative Glass: Milan



Farmhouse Option Door Colour: Nimbus  
Decorative Glass: Trio Diamond



Farmhouse Option Door Colour: Shadow  
Decorative Glass: Impression



Door Colour: Anthracite Grey  
Decorative Glass: Louisiana



Door Colour: Marsala  
Decorative Glass: Opulence



Door Colour: Emerald  
Decorative Glass: Cubic



Farmhouse Option  
Door Colour: French Blue  
Decorative Glass: Mercury




# Vilamoura

Grained Contemporary Doors

The inline slim glazing details on the Vilamoura door is inspired by the European door look.



Door Colour: Shadow | Decorative Glass: Milan



# Augusta

Grained Contemporary Doors

With its simple, slim glazed panel and parallel pull handle, the Augusta has a clean modern style.



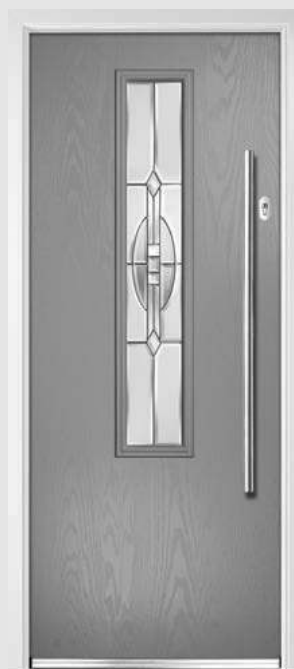
Door Colour: Clotted Cream | Decorative Glass: Graphite



Door Colour: Bolero  
Decorative Glass: Luxor



Door Colour: Sage  
Decorative Glass: Impression



Door Colour: Victory Blue  
Decorative Glass: Lotus



Door Colour: Citrine  
Decorative Glass: Artemis



Door Colour: **Slate**  
Decorative Glass: **Trinity**



Door Colour: **Rosewood**  
Decorative Glass: **Athena**



Door Colour: **Clay**  
Decorative Glass: **Opulence**



Door Colour: **Olive Grove**  
Decorative Glass: **Trio Diamond**





# Augusta Long

Grained Contemporary Doors

A full length decorative glass alternative to the standard Augusta.



Door Colour: **French Blue** | Decorative Glass: **Deco**



# Links Urban Contemporary Doors

The Urban range of contemporary doors is setting new standards in modern, upmarket entrances, allowing for a unique, clean, authentic style that's customised for each individual home. All styles use the unique Links 'smooth' door blank which are glazed using a brand new contemporary chamfered cassette system in a choice of either Aluminium or Colour-matched finishes.



Urban Aluminium Glazing Cassette



Urban Colour-Matched Glazing Cassette



TriSYS® Glazing Cassette (Optional)

Door Colour: Clay  
Decorative Glass: Cubic



Door Colour: Very Berry  
Decorative Glass: Vector (Black Only)



Door Colour: Anthracite Grey  
Decorative Glass: Artemis



Door Colour: Stormy Seas  
Decorative Glass: Graphite



# Urban Seminole

Links Contemporary Doors

A popular choice with its bold contemporary colours and sleek pull handles, makes the perfect statement for a contemporary home.



Door Colour: Slate | Decorative Glass: Trinity







# Urban Oakmont/Copenhagen

Links Contemporary Doors

The Urban Oakmont door offers a unique, modern style with four decorative horizontal lites that allow light to stream in without compromising your privacy.



Door Colour: Anthracite Grey | Decorative Glass: Graphite



Door Colour: Nimbus  
Decorative Glass: Cotswold



Door Colour: Military Grey  
Decorative Glass: Artemis



Copenhagen Option  
Door Colour: Black  
Decorative Glass: Cubic



Copenhagen Option  
Door Colour: French Blue  
Decorative Glass: Spire



Door Colour: Victory Blue  
Decorative Glass: Satin



Door Colour: Agate Grey  
Decorative Glass: Artemis



Door Colour: Twilight  
Decorative Glass: Stippolyte



Door Colour: Anthracite Grey  
Decorative Glass: Cubic



# Urban Vilamoura

Links Contemporary Doors

The inline slim glazing details on the Vilamoura door is inspired by the European door look.



Door Colour: Shadow | Decorative Glass: Vogue (Black Only)





# Urban Augusta

Links Contemporary Doors

With its simple, slim glazed panel and parallel pull handle, the Augusta has a clean modern style.



Door Colour: Victory Blue | Decorative Glass: Quantum




Door Colour: Very Berry  
Decorative Glass: Luxor



Door Colour: Wedgewood  
Decorative Glass: Artemis



TriSYS® Option  
Door Colour: Shadow  
Decorative Glass: Graphite



TriSYS® Option  
Door Colour: Blue  
Decorative Glass: Lotus



Left Option  
Door Colour: Stormy Seas  
Decorative Glass: Athena



Centre Option  
Door Colour: Mushroom  
Decorative Glass: Cubic



Right Option  
Door Colour: Anthracite Grey  
Decorative Glass: Graphite



TriSYS® Option  
Door Colour: Slate  
Decorative Glass: Trinity





# Urban Augusta Long

Links Contemporary Doors

A full length decorative glass alternative to the standard Augusta.



Door Colour: Mulberry | Decorative Glass: Quasar



# Links Inox Contemporary Doors

The following range of Inox doors combine the high-performance of 'Links' composite door with finely grained 316 grade stainless steel glazing frames. Not only do they add a distinctive European flair, they also give a truly contemporary look and are guaranteed to keep their high shine and stunning looks for years to come.



Left Option  
Door Colour: Stormy Seas  
Decorative Glass: Tokyo



Right Option  
Door Colour: Mulberry  
Decorative Glass: Halo



Left Option  
Door Colour: Anthracite Grey  
Decorative Glass: Satin



Right Option  
Door Colour: Black  
Decorative Glass: Clear



# Inox Barcelona

Links Contemporary Doors

The sweeping grace of the Barcelona design 'oozes' class and sophistication and is proving to be one of our most popular options. Available with or without curve panel.



Door Colour: Slate | Decorative Glass: Halo





# Inox Nice

Links Contemporary Doors

The Inox Nice door offers a Mediterranean style with four decorative lites that allow the light to stream in without compromising on your privacy.



Door Colour: Blue | Decorative Glass: Trinity



Door Colour: Clay  
Decorative Glass: Vector



Door Colour: Anthracite Grey  
Decorative Glass: Mercury

Door Colour: Silver Grey  
Decorative Glass: Artemis

Door Colour: Sage  
Decorative Glass: Cubic



Door Colour: **Very Berry**  
Decorative Glass: **Cubic**



Door Colour: **Nimbus**  
Decorative Glass: **Rhapsody**



Door Colour: **Shadow**  
Decorative Glass: **Trinity**



Door Colour: **Moonshine**  
Decorative Glass: **Satin**




# Inox Lyon

Links Contemporary Doors

Inox Lyon provides a stunning mix of two smaller lites delicately 'bookending' a larger central lite to optimise light penetration whilst maintaining style.



Door Colour: **Black** | Decorative Glass: **Mercury**




# Inox Munich

Links Contemporary Doors

With its large single centre lite drawing the eye, the Inox Munich achieves a bold yet graceful design.



Door Colour: Clay | Decorative Glass: Aspen



Door Colour: Twilight  
Decorative Glass: Satin



Door Colour: Agate Grey  
Decorative Glass: Aspen



Door Colour: Anthracite Grey  
Decorative Glass: Synergy



Door Colour: Black  
Decorative Glass: Luxor



Door Colour: Victory Blue  
Decorative Glass: Luxor



Door Colour: Mulberry  
Decorative Glass: Vogue (Black Only)



Door Colour: Blue  
Decorative Glass: Satin



Door Colour: Military Grey  
Decorative Glass: Clear




# Inox Monaco

Links Contemporary Doors

With its large single centre lite drawing the eye, the Inox Monaco achieves a bold yet graceful design.



Door Colour: Anthracite Grey | Decorative Glass: Vogue (Black Only)



# Inox Paris/Biarritz

Links Contemporary Doors

The Inox Paris door delivers flair and grace, and with the Biarritz option, you can make a real statement.



Door Colour: Clay | Decorative Glass: Rhapsody

Paris  
Option

Door Colour: Anthracite Grey  
Decorative Glass: Satin

Biarritz  
Option

Door Colour: Very Berry  
Decorative Glass: Rhapsody





# Medinah

## Grained Single/Double Doors

The elegant Medinah door style allows any view to be showcased using the full lite cassette system



Door Colour: Clay | Decorative Glass: Venetian Blind



### Venetian Blind

Control light and privacy with instant fingertip control when you select an integrated door blind. This Venetian blind is cleverly encapsulated within the insulated glass cavity of this door to provide a zero maintenance blind.

**Raise Tab:** Choose whether to have the blinds raised or lowered.

**Tilt Tab:** Choose whether to have the blinds open or closed.

Door Colour: Cream White  
Decorative Glass: Clear



Door Colour: Slate  
Decorative Glass: Venetian Blind



# Composite Sidepanel Options

For homes with larger openings, we offer a range of sidelight options to complement your door. This option is available with full, matching decorative glass. Size restrictions apply which are shown on page 76.



Carnoustie



Birkdale



Penina (Left)



Penina (Right)



Medinah



Troon



Muirfield



Solid


Door Colour: Agate Grey  
Decorative Glass: Tiffany



Door Colour: Shadow  
Decorative Glass: Opulence



Door Colour: Anthracite Grey  
Decorative Glass: Louisiana




# Decorative Glass Options

Decorative Glass transforms doors and makes a personal statement and we offer a range of styles to suit all budgets and tastes from the contemporary to the traditional. All our decorative glass is manufactured to the highest possible standards.



## Artemis

Simple but extremely effective. The Artemis features an etched glass centre with a clear surrounding border. A strong option for both traditional and modern homes alike.



## Artisan

Striking and flowing elliptical shapes join an array of crystal clear diamond bevels to create a dazzling effect. Glue chip surrounding textures provide a perfect contrasting finish.



## Aspen

This European style design is produced using high grade brushed stainless steel elements, that are bonded to the centre pane of glass. This combination provides a unique contrast.



## Athena

The Athena gracefully combines brilliant cut lines and a clean sandblast finish. The understated half glazed model is a great option as a simple glass design for a back door.




## Birchwood

The purity of this linear range draws its inspiration from Frank Lloyd Wright. Hints of cubism come together with leading edge glass technology to create a wonderful multi-textured finish.



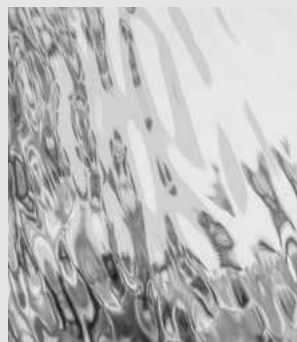
## Bloomsbury

An impressive large bevel cluster for those looking for a real feature statement. The Bloomsbury bevels will refract light beautifully and its intricate detail is unsurpassed.



## Carrington

Only available in our Carnoustie door, this simple design and uses traditional lead on a stippled backing glass. The diamond lead design sits proud to the outer pane when glazed into the door.




## Cascade

Inspired by the ocean and the ripples of moving water, Cascade is a truly modern take on patterned glass. Light shimmers off the undulations to create a stunning decorative glass.




## Caspian

Sandblasted and Mirage glass are separated by an off-centre clear dividing line offering a stunning, yet clean contemporary look to your door.




## Cubic

The concentric squares inside a band of sandblasted glass is a subtle take on our Vector design. The Difuso glass ensures high levels of privacy whilst maintaining light transmission.



### Deco

Exclusively commissioned by glass artisans, Deco uses a sophisticated frosted backing glass coupled with clear dividing lines that create a simple, elegant and highly desirable contemporary design.



### Diamonte

Offset diamond clear bevels of the Diamonte design provide a particularly modern finish. This contemporary design is finished to the highest standard with zinc and soldered joints.



### Elegance

Create a timeless and stunning visual statement. Fluid lines, generous curves and inspirational design combine with extraordinary craftsmanship to produce an outstanding focus for your home.




### Grange

Our Bullion uses new techniques to create a very deep cut and impressive look. The circular bands create prisms of light and the design works very well in all styles of property.




### Graphite

Graphite is modernity at its best. Using the latest weld-free cameing technology in stunning matt black, it is a modern take on decorative glass which will complement any contemporary door.




### Halo

A stunningly simple design, Halo is created using hand cut glass centres, that are polished and bonded within a clear border. The contrast offers a beautiful combination.



### Hathaway

Antique coloured glass is joined using a stunning black came and weld. All is encapsulated within the insulated unit for easy upkeep and to protect the design.



### Impression

Stunning black chrome cameing combined with satin and grey bevelled glass pieces, Impression makes a striking statement encapsulated inside a double glazed unit for easy cleaning.




### Indulgence

The delicately shaped clear glass bevels glisten against the etched glass and create a look of understated and tasteful elegance.




### Kew

Kew combines intricate bevel work and soft water glass against a background of obscure etched glass. The central flower motif will make a stunning focal point for any door.



### Lanesborough


Genuine coloured Spectrum Glass with blackened comes combine to create this stunning leadlight design, reminiscent of the Victorian era. With Lanesborough, you can now have all the benefits of traditional leadlights, with the performance and thermal properties you would expect in your door. Available in 3 border colours: Amber, Blue or Green



### Louisiana

The complex bevelled design combined with stunning textured glass creates a design with undoubted kerb appeal and 'Wow Factor'.

For  
Clear and  
Obscure  
Glass  
Options  
See Page 73



### Lotus

Using the 'weld-free' chrome finish aluminium comes, combined with bevelled glass pieces and etched Millennium glass, Lotus is a truly stunning yet simple design.



### Lucidity

A contemporary glass, Lucidity has an almost industrial feel with its strong bold lines. It is particularly suitable for use in contemporary door designs.





### Luxor

Intricate laser cut brushed stainless steel is inset within each triple glazed panel and located with zinc joining strips. A heavily embossed backing glass offers goods levels of privacy.



### Mercury

A modern clear design laced into an etched backing glass with feature clear glass bevels. Mercury has a chic look with the glass bevels sitting proud to the outer glass pane.



### Milan

A modern yet understated, sleek decorative door glazing. A blend of deep cut glass bevels and 'reed' highly obscure backing glass combine perfectly to reveal an extremely alluring finish.




### Mirage

Mirage is a totally different and modern way of adding obscurity to any door. Lineal etched lines cascade down both sides of the glass offering a real depth and decorative dimension.



### Optimal

Simulated divided lights create the look of individual panes of glass, whilst maintaining the performance benefits of a single double glazed unit.



### Opulence

A lavish decorative panel utilising an ornate bevel cluster with clear and very modern grey bevels. The crisp, refined and stunning look and has a particularly contemporary backing glass.



### Panama

A sophisticated, contemporary design incorporating various glass textures with clear 'came' lines. Panama is a twist on lineal Art Deco period style.



### Prestige

An ageless classic design with crystal cut bevels surrounded by a stipple backing glass. The design incorporates clean zinc lines and traditional welded joints.




### Quantum

Combining our soft acid etched Difuso glass with the deeper texture of the sandblasted design creates a modern, striking glass perfectly suited for contemporary doors.




### Quasar

This European style design is produced using high grade brushed stainless elements, that are bonded to the centre pane of glass. This combination provides a unique contrast.



### Renaissance

As one of our more ornate options the Renaissance is made using an advanced resin technology to replicate the elaborate qualities of clear cut bevels. Unusually the whole decorative design is clear and is separated with many glistening bevels including a large brilliant cut centre piece.  
**Available with Clear or Black Border**



### Rhapsody

Rhapsody is designed to focus on European styling that suits the door that surrounds them. Contemporary, clean, simple etched designs that have proved very popular.



### Salisbury

The delicate floral motifs of the Salisbury design, combined with the glistening multi-faceted jewels, are guaranteed to transform the entrance to your home.



### Spire


The bold rectangular bevelled glass pieces are set against a background of softly textured stippled and Chord™ glass to create the beautiful simplicity of our Spire glass design.



### Synergy

A modern twist on a traditional technique, Synergy combines hand-cut textured glass pieces, contemporary fused glass elements and polished zinc coming.






### Tokyo

Tokyo is designed to focus on European styling that suits the door that surrounds them. Contemporary, clean, simple etched designs that have proved very popular.



### Tiffany

The Tiffany is reminiscent of designs used in the Victorian period. It uses a combination of vibrant coloured glasses against a background of softly rippled glass, with blackened came.




### Tranquility

This extremely popular model combines multiple cut bevels and striking backing textures all encapsulated with the insulated glass unit.




### Trinity

The multi-width lines of Difuso soft acid etched glass contrast beautifully with the deeper texture of the sandblasting to create a truly modern design.




### Trio Diamonds

The finest quality of hand crafted decorative triple-glazing with a contemporary zinc finish. Luxury crystal cut bevels are sealed securely between 2 panes of safety glass to ensure good looks for many years to come.



### Vector

By combining Fusion glass tiles with small stainless steel elements and etched glass, Vector is a strikingly modern glazing option that is ideally suited for contemporary doorsets. With a range of five colour options in the Fusion tiles, the glass can be manufactured to complement your door colour beautifully. Available in: **Black, Blue, Green, Purple or Red.**




### Vogue

A popular option offering clear dividing lines within an etched backing glass. Each panel is finished with a black motif fused glass tile which sit proud to the outside front pane of the glass.

## Clear or Obscure Glass Options

The majority of our door styles are also available in a standard range of 4 carefully selected Low-E toughened patterned glass options or Low-E toughened clear glass. (Laminated versions also available)



### Minster

Minster pays homage to historic hammered glass and is most suited to period homes or more traditional door styles.




### Pinpoint/Stippolyte

The timeless appeal of this stipple effect glass makes it one of our most popular options. The surface texture offers very high levels of obscurity and the design suits most door and house styles.



### Rain/Cotswold

A more heavily textured pattern resembling water cascading over a surface. It is one of our most popular patterns and is especially suitable for doors that require higher levels of privacy.



### Satin

Satin glass is an acid etched glass that offers high levels of privacy. It is a very neutral finish similar to sandblast and is ideal for use in both traditional and contemporary doors.

# Decorative Glass Availability

With a multitude of glass designs, options and door styles to choose from, our decorative glass range allows you to personalise your home effortlessly.



Grained Traditional Doors	Carronstie	Birkdale	Penina	St Andrews	Riviera	Portrush	Portrush Grid	Troon	Muirfield	Turnberry	Turnberry Grid	Lytham	Lytham Grid	Gleneagles	Belfry 1 & Pevero	Belfry 3	Summingdale	Merion
Artemis	■	■	■	■	■	■		■	■			■		■	■	■	■	■
Artisan	■	■	■					■	■									■
Aspen																		
Athens	■	■	■						■			■						
Birchwood	■	■	■	■	■	■		■	■	■		■		■				■
Bloomsbury	■	■	■		■	■		■	■	■		■						■
Bold Pink												■						
Carrington	■	■	■															
Cascade					■	■		■	■					■				■
Caspian																		
Cubic	■	■	■						■						■	■		
Deco																		
Diamonte	■	■	■		■	■		■	■									■
Elegance	■	■	■		■	■		■	■	■		■						■
Georgian Bar																		■
Grange															■	■		
Graphite														■	■	■	■	
Halo																		
Hathaway	■	■	■	■	■	■		■	■									■
Impression	■	■	■	■	■	■		■	■	■		■		■				■
Indulgence Grey														■				
Kew	■	■	■	■										■				
Lanesborough	■	■	■	■	■	■		■	■						▲	▲	■	
Lotus														■				
Louisiana	■	■	■	■				■	■			■		■	■	■	■	■
Lucidity																		
Luxor	■	■	■						■									
Mercury	■	■	■						■									
Milan	■	■	■		■	■		■	■									■
Mirage									■						■			
Optimal							■			■	■		■					
Opulence	■	■	■	■	■	■		■	■			■		■				■
Panama				■										■				
Prestige	■	■	■		■	■		■	■									■
Quantum																		
Quasar																		
Renaissance										■								
Rhapsody																		
Salisbury									■									
Spire																		
Straight Imposition	■	■	■															
Spirit Pink	■	■	■															
Soul Pink	■	■	■															
Synergy	■	■	■					■	■	■				■				■
Tokyo																		
Tiffany	■	■	■	■														
Tranquility	■	■	■	▲	■	■		■	■	■		▲			▲	▲	■	
Trinity														■				
Trio Diamond	■	■	■		■	■		■	■			■						■
Vector	▲	▲	▲						▲									
Venetian Blind												■		■				
Vogue Black	■	■	■					■	■									■

■ Decorative glass available | ▲ Limited colour options available


Grained Contemporary Doors	City/Region								
	Monza II Augusta Long	Monza II Augusta	Monza II Square	Seminole 3 / 4 / 5	Oakmont / Copenhagen	Chantilly	Vilamoura	Augusta Long	Augusta
Artemis	■	■	■	■	■	■	■	■	■
Artisan				■			■		
Aspen									
Athens	■			■			■	■	
Birchwood	■			■		■	■	■	
Bloomsbury				■		■	■		
Bold Pink									
Carrington									
Cascade				■		■			
Caspian					■				
Cubic	■		■	■	■		■	■	
Deco	■							■	
Diamonte				■		■	■		
Elegance				■		■	■		
Georgian Bar									
Grange			■						
Graphite	■	■	■					■	■
Halo									
Hathaway							■		
Impression	■	■		■		■	■	■	■
Indulgence Grey									
Kew									
Lanesborough	■			■		■	■	■	
Lotus	■	■						■	■
Louisiana	■		■	■			■	■	
Lucidity	■							■	
Luxor	■	■		■			■	■	■
Mercury				■			■		
Milan				■		■	■		
Mirage			■	■					
Optimal									
Opulence	■			■		■	■	■	
Panama									
Prestige				■		■	■		
Quantum		■							■
Quasar	■							■	
Renaissance									
Rhapsody									
Salisbury				■					
Spire									
Straight Imposition	■							■	
Spirit Pink									
Soul Pink									
Synergy				■			■		
Tokyo									
Tiffany	■							■	
Tranquility			▲	■		■	■		
Trinity	■							■	
Trio Diamond	■					■	■	■	
Vector	▲			▲			▲	▲	
Venetian Blind									
Vogue Black	■			■	■		■	■	

Urban Contemporary Doors	City/Region					
	Seminole	Oakmont	Copenhagen	Vilamoura	Augusta Long	Augusta
Artemis	■	■		■	■	■
Artisan						
Aspen						
Athens					■	
Birchwood						
Bloomsbury						
Bold Pink						
Carrington						
Cascade	■					
Caspian						
Cubic	■		■	■	■	
Deco						
Diamonte						
Elegance						
Georgian Bar						
Grange						
Graphite	■	■			■	■
Halo						
Hathaway						
Impression						
Indulgence Grey						
Kew						
Lanesborough						
Lotus			■		■	■
Louisiana						
Lucidity						
Luxor						■
Mercury						
Milan						
Mirage						
Optimal						
Opulence					■	
Panama						
Prestige						
Quantum						■
Quasar					■	
Renaissance						
Rhapsody						
Salisbury						
Spire			■			
Straight Imposition					■	
Spirit Pink						
Soul Pink						
Synergy						
Tokyo						
Tiffany						
Tranquility						
Trinity	■				■	
Trio Diamond						
Vector	▲					
Venetian Blind						
Vogue Black	■			■		


Inox Contemporary Doors	City/Region					
	Barcelona	Nice	Lyon	Munich	Monaco	Paris / Biarritz
Artemis		■				
Artisan						
Aspen				■		
Athens						
Birchwood						
Bloomsbury						
Bold Pink						
Carrington						
Cascade						
Caspian						
Cubic		■	■			
Deco						
Diamonte						
Elegance						
Georgian Bar						
Grange						
Graphite						
Halo	■					
Hathaway						
Impression						
Indulgence Grey						
Kew						
Lanesborough						
Lotus						
Louisiana						
Lucidity						
Luxor				■	■	
Mercury		■	■			
Milan						
Mirage						
Optimal						
Opulence						
Panama						
Prestige						
Quantum						
Quasar						
Renaissance						
Rhapsody		■	■			■
Salisbury						
Spire						
Straight Imposition						
Spirit Pink						
Soul Pink						
Synergy				■		
Tokyo	■					
Tiffany						
Tranquility						
Trinity		■	■			
Trio Diamond						
Vector		■				
Venetian Blind						
Vogue Black						■

# Composite Door Sizing

Due to the number of PVC-u profiles available to produce our composite door, certain restrictions in size could apply. The sizes below are an estimation only of the typical range using a standard 70mm outer frame with a 50mm internal height and the definitive size range will be confirmed dependent on survey.

			Height with Standard PVC Cill	Height with Low Threshold Cill	Width
	Single Door	Minimum	2003mm	1983mm	823mm
		Maximum	2103mm	2083mm	1022mm
	Door with Single Composite Sidelight	Minimum	2003mm	1983mm	1278mm
		Maximum	2103mm	2083mm	1497mm
	Door with Single Glazed Sidelight	Minimum	2003mm	1983mm	1095mm
		Maximum	2103mm	2083mm	2145mm
	Door with Double Composite Sidelight	Minimum	2003mm	1983mm	1733mm
		Maximum	2103mm	2083mm	1972mm
	Door with Double Glazed Sidelight	Minimum	2003mm	1983mm	1368mm
		Maximum	2103mm	2083mm	3376mm

## Part M Compliance

		Existing Buildings	New Buildings
	Door Width Compliance for Wheelchair Entry	Frame Size	940mm
		Minimum Clear Opening	775mm

## Minimum/Maximum Door Blank Size Chart

	Maximum Height	Minimum Height	Maximum Width	Minimum Width
All door styles where allowed by design with the exceptions below. Please check via the online ordering system.	2013mm	1913mm	914mm	Unglazed: 682mm Glazed: 740mm (45mm) or 715mm (35mm)*
Gleneagles/St Andrews	2013mm	1913mm	904mm	762mm
Monza II Solid and Glazed	2013mm	1913mm	914mm	740mm
Side Panels	2013mm	1913mm	352mm	332mm

\* Dependent upon glazing position(s)

## TriSYS® Cut Out and Glass Size Chart

DOORCO Door Style	Cassette Description	Cassette Code	Screws per Cassette	Glass Size		Cut Outs	
				Width	Height	Width	Height
Augusta	Augusta	TS0848	10	203mm	1219mm	229mm	1245mm
Augusta Long	Full Length 7 x 64	TS0764	20	177mm	1625mm	204mm	1651mm
Belfry	Diamond Square	TS0707	4	190mm	190mm	216mm	216mm
Belfry 3	Diamond Square x 3	TS0707	4	190mm	190mm	216mm	216mm
Birkdale	Twin Arch Vertical	TS0836SR	14	203mm	912mm	229mm	940mm
Carnoustie	Twin Vertical	TS0836	14	203mm	912mm	229mm	940mm
Chantilly	Half Moon x 2	TSHR01	9	550mm	250mm	575mm	275mm
Copenhagen	Horizontal Vision Panel	TS0718	10	467mm	187mm	495mm	216mm
Gleneagles	3-Quarter Lite	TS2248	18	558mm	1219mm	584mm	1245mm
Lytham	Half Glazed	TS2236	16	558mm	912mm	585mm	940mm
Lytham Grid	Half Glazed with Grid	TS223609	16	558mm	912mm	585mm	940mm
Medinah	Full Lite	TS2264	22	558mm	1625mm	584mm	1651mm
Merion Farmhouse	22 x 23	TS2223SET	12	558mm	583mm	583mm	609mm
Monza II Augusta Long	Full Length 7 x 64	TS0764	20	177mm	1625mm	204mm	1651mm
Monza II Augusta	Augusta	TS0848	10	203mm	1219mm	229mm	1245mm
Monza II Square	Square	TS0707	4	190mm	190mm	216mm	216mm
Muirfield	Twin Tops	TS0806	4	203mm	152mm	229mm	178mm
Oakmont	Horizontal Vision Panel	TS0718	10	467mm	187mm	495mm	216mm
Penina	Twin Vertical Eye Brow	TS0836ST	14	203mm	912mm	229mm	940mm
Pevero	Square	TS0707	4	190mm	190mm	216mm	216mm
Portrush	Half Moon	TSHR01	9	550mm	250mm	575mm	275mm
Riviera	Half Moon x 1	TSHR01	9	550mm	250mm	575mm	275mm
	Mid Panel 6 Panel x 2	TS0824	10	203mm	605mm	229mm	635mm
St Andrews	Craftsman (Screw/Plug) Glass height to radius 260mm Glass radius 622mm		16	584mm	332mm	609mm	280mm
Seminole 3	Twin Tops x 3	TS0806	4	152mm	203mm	178mm	229mm
Seminole 4	Twin Tops x 4	TS0806	4	152mm	203mm	178mm	229mm
Sunburst	Sunburst	TSHR05	9	550mm	250mm	575mm	275mm
Sunningdale	Mid Panel 6 Panel	TS0824	10	203mm	605mm	229mm	635mm
Troon	Twin Tops x 2	TS0806	4	203mm	152mm	229mm	178mm
	Mid Panel 6 Panel x 2	TS0824	10	203mm	605mm	229mm	635mm
Turnberry	Half Glazed Arch	TS2236RT	16	558mm	912mm*	585mm	940mm*
Turnberry Grid	Half Glazed Arch with Grid	TS223611	16	558mm	912mm*	585mm	940mm*
Vilamoura	Twin Tops x 2	TS0806	4	203mm	152mm	229mm	178mm
	Twin Vertical x 1	TS0836	14	203mm	912mm	229mm	940mm

## Urban Cut Out and Glass Size Chart

LINKS Oakmont	Urban Mid Panel	RUF0824 EXT RUF0824 INT	12	605mm	203mm	635mm	229mm
LINKS Seminole	Urban Square	RUF0808 EXT RUF0808 INT	8	203mm	203mm	229mm	229mm
LINKS Copenhagen	Urban Copenhagen	RUF1022 EXT RUF1022 INT	12	558mm	254mm	585mm	279mm
LINKS Augusta	Urban 8 x 48	RUF0848 EXT RUF0848 INT	16	203mm	1219mm	229mm	1245mm
LINKS Augusta Long	Urban 7 x 64	RUF0764 EXT RUF0764 INT	20	177mm	1625mm	204mm	1651mm
LINKS Vilamoura	Urban Square x 2	RUF0808 EXT RUF0808 INT	8	203mm	203mm	229mm	229mm
	Urban Twin Vertical x 1	RUF0836 EXT RUF0836 INT	14	203mm	912mm	229mm	940mm

\* Refers to arch length | Screw Size: 4.3 x 38mm Pan or Csk Head PVC Window Screw

# Technical Specifications

---

## DOORCO 44mm Door

- > Grained GRP SMC skins are available in a wide variety of styles and colours including wood stains
- > Stiles and Rails are manufactured from a water-resistant polymer
- > LVL is used as the main internal reinforcement
- > Skins and sub frame are bonded with a Urethane Adhesive Resin
- > The door is filled with CFC-Free Polyurethane Foam density 44.5 - 45.5kg/m<sup>3</sup>
- > Superior heat and sound insulation
- > Complimentary choice of grained reglazeable cassettes
- > Centre Pane Value of approximately 0.44
- > Doors have exceeded the requirements of PAS24
- > Q-Marked with full manufacturing traceability

## Glass

All the double and triple glazed units used in our doors are manufactured to the highest standard and come with internationally recognised accreditations for performance, strength and thermal efficiency.

## High Performance Units

All units are made with toughened glass to comply with EN12150, the International standard for safety glass. All units are manufactured to the EN1279 standard for quality of seal and life expectancy and come with a manufacturer's 10 year warranty.

## Thermally Efficient

All the clear or obscure glass units in our range have insulating features as standard. They are manufactured using low emissivity glass and the airspace is filled with Argon gas to give industry leading thermal efficiency. In addition, we only use warm edge spacer systems.

## Security and/or Safety Option


Most glazing options can be supplied with an upgrade where the outer pane of toughened glass is replaced with laminated glass which holds together when shattered.

# Care and Maintenance

---

Your new door should keep safe and secure for years to come however with all products and especially those that are exposed to the elements we recommend that you carry out a care and maintenance routine.

- > Door frames should be washed with warm soapy water, however stubborn stains can be removed using specialist PVC-u cleaners and by following the manufacturers' guidelines.
- > The door leaf should only be cleaned using warm water or non-aggressive composite door wipes. No solvent-based product or abrasives should be used as these will damage the surface of the skin.
- > External glass should be cleaned with warm soapy water and cleaned with a proprietary glass cleaner.
- > Hardware can be cleaned with a mild detergent and wiped clean. No harsh chemicals or abrasives should be used.
- > Maintenance of the door may be required to maintain any guarantees from the installer. Hinges should be lubricated with engineering oil. Cylinders can be lubricated with Teflon-based products only, as other oils may cause degradation. If necessary, a small amount of lubricant can be applied to the moving parts such as letterplates, handles and knockers.





# The DOORCO Difference

---



*We're committed to maintaining a variety of choice when it comes to composite doors.*

*Innovation, thanks to our close collaboration with DOORCO Korea, is key to providing the biggest choice for our customers and ensuring we offer the largest range of composite door styles on the market.*

*Our products are fit and forget - the return rate for doors back once installed is less than 1% of total sales.*

*An approachable, open-door policy with customer-centric culture: customers can communicate with DOORCO staff at every level. No problem is too big or too small for our team.*

*Wherever possible, we come up with solutions to balance raw material and currency fluctuations, without simply passing on costs to our customers.*

*Significant investment has been made into DOORCO facilities, staff, IT systems, tooling and engineering, automation and marketing to ensure our strategic growth is managed.*

*Privately owned and proud to be independent.*

**DOORCO**  
COMPOSITE DOORS

**DOORCO LIMITED**

Motorway House | Charter Way | Macclesfield | Cheshire | SK10 2NY

Telephone: 01625 428 955 | Email: [info@door-co.com](mailto:info@door-co.com)

[www.door-co.com](http://www.door-co.com)

All images shown in this brochure are for illustration purposes only. Actual product may vary due to product enhancement.